

In this kit you will find the following:

1. 2 Main firewall grommets.
2. Misc. connectors and terminals to complete engine, alternator, and forward lamp connections.

The 1973 thru 1979 Ford Trucks all had a two 2" holes in the firewall that the engine and front light wiring passed through before entering the engine bay.

The driver's side hole was closer to the fender, whereas the passenger's side hole was closer to the RH valve cover on a V-8 powered truck. We have included two new firewall grommets for you to install into these holes in your firewall. Your LH and RH under hood branches of your dash/main harness (510343) will exit the cab of the truck through these 2 grommets, then out into your engine bay. The various terminals and connectors that are included in this bag will be used to complete the many connections under the hood of your Pickup or Bronco. These detailed installation instructions of how to route the harness and what connectors to install on which wires can be found on pages 9 through 12 of the main instruction set (92970164).



PART #

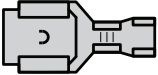

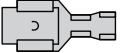

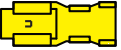







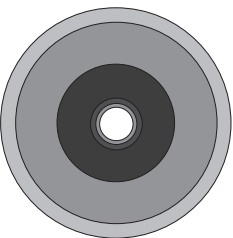




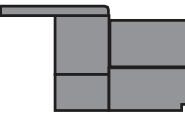


510352

DESCRIPTION:

Clamp, Grommet, and Parts Kit
1973-79 Ford Truck
Classic Update Series

92970183 Rev 3.0 08/21/2023

In the box below, you will find the legend for the misc. terminals, plastic connector bodies, and the main firewall grommets that will be used to complete your main power, forward lighting, engine, and alternator connections. They are itemized and referred to on this page just as they are on pages 9 through 12 of the Main instruction set (92970164).

- | | |
|---|--|
| <p>A  (larger 59 series single female terminal, 6 pcs.)</p> | <p>M  (small ring terminal for smaller gauge wire, 6 pcs.)</p> |
| <p>B  (smaller 56 series single female terminal, 26 pcs.)</p> | <p>N  (56 series single female conn. with notch, 4 pcs.)</p> |
| <p>C  (smaller 56 series double female terminal, 10 pcs.)</p> | <p>P  (56 series single female HEI power conn., 1 pc.)</p> |
| <p>D  (large rubber sleeve, 3 pcs.)</p> | <p>Q  (56 series single female HEI tach conn., 1 pc.)</p> |
| <p>E  (56 series single female conn. with lock wedge, 2 pcs.)</p> | <p>R  (56 series 3-way female connector, 1 pc.)</p> |
| <p>F  (smaller 58 series single female terminal, 5 pcs.)</p> | <p>S  (56 series 4-way female connector, 1 pc.)</p> |
| <p>G  (large main firewall grommet, 2 pcs.)</p> | <p>T  (56 series 2-way female connector, 2 pcs.)</p> |
| <p>H  (58 series single female connector for use with terminal F, 3 pcs.)</p> | <p>U  (188 series male bullet terminal, 2 pcs.)</p> |
| <p>J  (small rubber sleeve, 4 pcs.)</p> | <p>V  (56 series 3-way male connector, 2 pcs.)</p> |
| <p>K  (small ring terminal for larger gauge wire, 6 pcs.)</p> | <p>W  (56 series single male terminal, 8 pcs.)</p> |